



Club Health Assessment for District 11 A1 through January 2026

INTERNATIONAL

			Status	Membership						Reports				Finance		LCIF
Club Number	Club Name	Charter Date	Times in Status Quo in Past 2 Years	Current Member Count **	YTD Members Added	YTD Members Dropped	YTD Net Growth% ***	Member Count 1 Year Ago	Dropped Members Avg.Length of Service	Months Since Membership Update	Current Officers Reported ****	Current President Repeated Term	VP Reported *****	Last Date Reported Service (mm/yyyy)	Account Balance	YTD Donations
Clubs more than two years old																
4422	BEDFORD TOWNSHIP L C	07/16/1969	Active	75	12	6	8.70%	70	2	0	Y		N	01/2026	90+ Days	\$2,000.00
	Exc Award (06/30/2024)															
41308	BROWNSTOWN	05/21/1982	Active	32	2	0	6.67%	31		3	Y	3	R	01/2026		
4425	CANTON L C	06/17/1968	Active	15	0	0	0.00%	18		7	Y		N	10/2025		\$150.00
	Exc Award (06/30/2022)															
4427	DEARBORN HEIGHTS	03/03/1963	Active	5	0	1	-16.67%	6	34	0	Y	12	R	09/2025		\$6,220.00
4428	DETROIT	01/26/1920	Active	7	0	0	0.00%	3		6	N			06/2015		
48761	DETROIT HISPANIC	06/28/1988	Active	16	0	0	0.00%	17		9	Y	2		08/2025		
30336	DETROIT MID-CITY	03/17/1975	Active	35	0	1	-2.78%	36	16	1	Y	2	N	12/2025		\$500.00
36199	DETROIT NORTH CENTRAL	11/06/1978	Active	6	0	0	0.00%	6		15	Y	16		07/2025		
4435	DETROIT NORTHEAST	01/06/1938	Active	26	5	1	18.18%	23	10	0	Y		N	11/2019		\$1,901.68
4437	DETROIT NORTHWEST	05/06/1926	Active(1)	22	0	0	0.00%	22		6	Y			08/2024		\$350.00
4440	DETROIT RENAISSANCE	09/06/1973	Active	35	6	8	-5.41%	35	7	0	Y		IP	12/2025	90+ Days	\$3,100.00
	Exc Award (06/30/2021, 06/30/2022)															
59405	DETROIT WESTOWN-HARTFORD	04/23/1997	Active	37	1	1	0.00%	43	1	2	Y		R	01/2026		\$200.00
	Exc Award (06/30/2022, 06/30/2024)															
46269	ECORSE-RIVER ROUGE	06/09/1986	Active	21	1	0	5.00%	21		2	Y	2	R	11/2025		
4445	GARDEN CITY	03/21/1956	Active(1)	5	0	2	-28.57%	10	1	1	Y	4		12/2025		
129046	GREATER H.P. DETROIT DOWNTOWN	09/30/2016	Active(1)	15	2	1	7.14%	16	1	2	Y		R	05/2025		
	Exc Award (06/30/2024)															
104811	GREATER METRO DETROIT	02/24/2009	Active(1)	6	0	2	-25.00%	8	5	0	N	7	R	04/2023		
4447	GROSSE POINTE	12/19/1928	Active	33	1	1	0.00%	32	53	1	Y	3	R	04/2011	90+ Days	
4450	HARPER WOODS GROSSE POINTE WOODS	03/11/1948	Active	39	2	0	5.41%	35		4	Y		N	10/2025	90+ Days	\$350.00
	Exc Award (06/30/2022, 06/30/2025)															
39397	LINCOLN PARK	02/27/1981	Cancelled(8*)	0	0	3	-100.00%	3	28	19	N	None		06/2022	90+ Days	
4457	LIVONIA HIGH NOONERS	01/29/1953	Active	39	3	1	5.41%	40	61	0	N	4	R	01/2026	90+ Days	
4459	METRO AIRPORT L C	02/25/1972	Cancelled(8*)	0	0	8	-100.00%	8	32	16	N	None		12/2018	90+ Days	
151397	MICHIGAN CYBER	06/20/2022	Active	12	3	0	33.33%	23		0	Y		N	12/2025	90+ Days	



Club Health Assessment for District 11 A1 through January 2026

INTERNATIONAL

			Status	Membership						Reports				Finance	LCIF	
Club Number	Club Name	Charter Date	Times in Status Quo in Past 2 Years	Current Member Count **	YTD Members Added	YTD Members Dropped	YTD Net Growth% ***	Member Count 1 Year Ago	Dropped Members Avg.Length of Service	Months Since Membership Update	Current Officers Reported ****	Current President Repeated Term	VP Reported *****	Last Date Reported Service (mm/yyyy)	Account Balance	YTD Donations
57219	NORTHVILLE	07/03/1995	Active	20	0	0	0.00%	17		7	Y	8	R	12/2025		\$1,600.00
	Exc Award (06/30/2017, 06/30/2023, 06/30/2025)															
4462	PLYMOUTH	11/12/1947	Active	49	6	9	-5.77%	52	29	0	Y		N	12/2025		
	Exc Award (06/30/2022)															
4464	ROCKWOOD AREA L C	05/07/1973	Active	12	0	0	0.00%	14		6	Y	19		12/2023		
4465	SOUTHGATE	12/02/1957	Active(1)	2	0	0	0.00%	2		30	Y	5		04/2014		
4466	TAYLOR	10/17/1951	Active	7	0	0	0.00%	7		10	Y	3	R	08/2025		
4468	WAYNE	09/23/1953	Active	13	0	0	0.00%	12		10	Y	3	N	10/2025		
31533	WESTLAND	01/12/1976	Active	18	0	1	-5.26%	18	33	5	Y	2	N	11/2025		\$400.00
4471	WYANDOTTE	06/05/1942	Active	10	0	0	0.00%	12		7	Y	9	R	04/2022		

Clubs Cancelled Previous Fiscal Year – Clubs Cancelled within last 12 months may be reinstated

Club Number	Club Name	Charter Date	Current Status*	Cancellation Date
109262	DETROIT MOTOWN N.E.W.	09/20/2010	Cancelled(8*)	12/30/2024
150775	Detroit Wayne State Community Area	05/18/2022	Cancelled(8*)	12/30/2024
4467	TRENTON	09/27/1955	Cancelled(6*)	03/29/2025

Current Total Clubs Count	YTD New Clubs Count	YTD Cancelled Clubs Count	YTD Net Club Gain	Current Total Members Count	YTD Add	YTD Drop	YTD Net Growth	YTD Net Growth %	Member Count 12 Months Ago	Average Member Count Per Club	% of Clubs with less than 20 members	% No Officer Report in 12 Months	% of Clubs with balance 90+ days	Number of Clubs in Status Quo	% Status Quo Clubs in Financial Suspension	Number of Cancelled Clubs	Average Cancelled Club Age	Members Lost Due to Cancellation	% of Clubs Cancelled for Non-Financial Reasons
28	0	2	-2	612	44	46	-2	-0.33%	640	22	54%	0%	21%	0	0%	2	92	11	-100%

* - P - Priority Club. Cancellation Reasons: 1-Objectives/conduct, 2-Non-active club, 5-Non-existing club, 6-Disbanding, 7-Merger, 8-Financial Suspension, 9-District/Multiple District Dues.

** Red denotes below 15 active members.

*** Red denotes 20% + loss.

**** Y - all 3 (President, Secretary, Treasurer) club officers reported, N - not all 3 reported.

***** Abbreviation: N-New, IP-Immediate Past, R-Repeat.



Club Health Assessment for District 11 A2 through January 2026

			Status	Membership						Reports				Finance		LCIF	
Club Number	Club Name	Charter Date	Times in Status Quo in Past 2 Years	Current Member Count **	YTD Members Added	YTD Members Dropped	YTD Net Growth% ***	Member Count 1 Year Ago	Dropped Members Avg.Length of Service	Months Since Membership Update	Current Officers Reported ****	Current President Repeated Term	VP Reported *****	Last Date Reported Service (mm/yyyy)	Account Balance	YTD Donations	
Clubs more than two years old																	
4474	ARMADA	01/17/1941	Active	39	0	0	0.00%	39		10	N	None		12/2024		\$1,300.00	
4479	BEVERLY HILLS	03/03/1972	Active	47	15	1	42.42%	31	4	0	Y	4	R	01/2026		\$600.00	
	Exc Award (06/30/2021, 06/30/2022, 06/30/2023)																
4483	CENTER LINE	01/28/1953	Active	26	1	0	4.00%	25		0	Y		N	10/2025		\$1,200.00	
84652	CLARKSTON AREA	01/05/2005	Active	15	6	1	50.00%	11	6	0	Y	11	R	01/2026		\$150.00	
4485	CLAWSON	06/26/1944	Active(1)	35	1	3	-5.41%	37	3	0	Y		N	10/2025			
4488	EASTPOINTE	11/22/1948	Active	43	1	2	-2.27%	45	7	0	Y		N	08/2025		\$1,020.00	
4494	FRASER	04/30/1946	Active	65	2	1	1.56%	35	58	0	Y		N	01/2026		\$1,050.00	
4497	HAZEL PARK	12/12/1947	Active	30	0	3	-9.09%	35	19	1	N		IP	03/2025		\$50.00	
	Exc Award (06/30/2016, 06/30/2017)																
4501	LAKE ORION	08/11/1938	Active	101	6	5	1.00%	103	12	0	Y		N	07/2025		\$20.00	
	Exc Award (06/30/2018, 06/30/2019, 06/30/2020, 06/30/2022, 06/30/2023)																
4499	MILFORD HURON VALLEY	05/24/1948	Active	15	1	2	-6.25%	17	6	1	Y	4	R	11/2025		\$200.00	
4509	MOUNT CLEMENS	03/19/1935	Active	32	0	3	-8.57%	35	6	1	Y		N	07/2024		\$1,000.00	
	Exc Award (06/30/2023)																
36297	NEW BALTIMORE	12/21/1978	Active	105	17	21	-3.67%	126	4	0	Y		N	01/2026		\$400.00	
	Exc Award (06/30/2018, 06/30/2020, 06/30/2021, 06/30/2022, 06/30/2023)																
4513	ORTONVILLE	04/27/1966	Active	36	2	0	5.88%	42		2	N	None		06/2025	90+ Days		
4516	PONTIAC	10/31/1923	Active(1)	29	0	0	0.00%	29		12	N	None		05/2025			
	Exc Award (06/30/2022)																
4519	RICHMOND	04/23/1940	Active	41	2	1	2.50%	43	41	2	Y			02/2025			
	Exc Award (06/30/2017)																
4520	ROCHESTER	07/16/1944	Active	48	2	7	-9.43%	57	20	1	Y		N	06/2025		\$1,000.00	
	Exc Award (06/30/2018)																
4476	ROCHESTER HILLS	11/15/1973	Active	2	0	0	0.00%	22		0	N		R	06/2025			
	Exc Award (06/30/2023)																
4521	ROMEO	04/06/1942	Active	83	10	17	-7.78%	89	16	0	Y		N	11/2025			
68468	ROSEVILLE	04/15/2003	Active	14	0	0	0.00%	14		23	N	None		06/2025		\$50.00	



Club Health Assessment for District 11 A2 through January 2026

			Status	Membership						Reports				Finance	LCIF	
Club Number	Club Name	Charter Date	Times in Status Quo in Past 2 Years	Current Member Count **	YTD Members Added	YTD Members Dropped	YTD Net Growth% ***	Member Count 1 Year Ago	Dropped Members Avg.Length of Service	Months Since Membership Update	Current Officers Reported ****	Current President Repeated Term	VP Reported *****	Last Date Reported Service (mm/yyyy)	Account Balance	YTD Donations
4523	ROYAL OAK	10/26/1928	Active	26	0	0	0.00%	26		5	Y	2	N	01/2026		\$3,850.00
	Exc Award (06/30/2018, 06/30/2023, 06/30/2024)															
42163	SELFREDGE CHESTERFIELD	01/31/1983	Active	18	1	1	0.00%	18	13	0	Y		IP	08/2025		\$665.00
	Exc Award (06/30/2024, 06/30/2025)															
4527	SHELBY TOWNSHIP	03/25/1958	Active	92	0	0	0.00%	87		0	Y		R	11/2024		\$3,000.00
	Exc Award (06/30/2021)															
4526	ST CLAIR SHORES	07/26/1944	Active	11	1	0	10.00%	11		5	Y	2	R	12/2025	90+ Days	
4531	STERLING HEIGHTS	11/09/1970	Active	63	5	4	1.61%	121	8	0	Y	2	N	02/2025	90+ Days	\$4,000.00
	Exc Award (06/30/2018, 06/30/2021, 06/30/2022, 06/30/2023, 06/30/2024)															
4533	UTICA	10/09/1946	Active	13	2	0	18.18%	17		4	Y		N	11/2025	90+ Days	
4535	WARREN	10/11/1956	Active	17	0	0	0.00%	17		21	N	None		05/2025		
4536	WASHINGTON	04/09/1957	Active	26	1	1	0.00%	25	39	1	N	None	R	12/2025		\$900.00
4539	WIXOM WALLED LAKE	09/10/1958	Active	23	0	0	0.00%	23		4	Y		N	12/2025		\$100.00

Clubs Cancelled Previous Fiscal Year – Clubs Cancelled within last 12 months may be reinstated

Club Number	Club Name	Charter Date	Current Status*	Cancellation Date
4480	BIRMINGHAM	03/27/1928	Cancelled(6*)	06/29/2025
45068	MADISON HEIGHTS & AREA	06/28/1985	Cancelled(6*)	03/29/2025
104427	TROY COMMUNITY	01/16/2009	Cancelled(6*)	06/29/2025

Current Total Clubs Count	YTD New Clubs Count	YTD Cancelled Clubs Count	YTD Net Club Gain	Current Total Members Count	YTD Add	YTD Drop	YTD Net Growth	YTD Net Growth %	Member Count 12 Months Ago	Average Member Count Per Club	% of Clubs with less than 20 members	% No Officer Report in 12 Months	% of Clubs with balance 90+ days	Number of Clubs in Status Quo	% Status Quo Clubs in Financial Suspension	Number of Cancelled Clubs	Average Cancelled Club Age	Members Lost Due to Cancellation	% of Clubs Cancelled for Non-Financial Reasons
28	0	0	0	1,095	76	73	3	0.27%	1,180	39	29%	14%	14%	0	0%	0	0	0	0%

* - P - Priority Club. Cancellation Reasons: 1-Objectives/conduct, 2-Non-active club, 5-Non-existing club, 6-Disbanding, 7-Merger, 8-Financial Suspension, 9-District/Multiple District Dues.

** Red denotes below 15 active members.

*** Red denotes 20% + loss.

**** Y - all 3 (President, Secretary, Treasurer) club officers reported, N - not all 3 reported.

***** Abbreviation: N-New, IP-Immediate Past, R-Repeat.



Club Health Assessment for District 11 B1 through January 2026

			Status	Membership						Reports				Finance	LCIF	
Club Number	Club Name	Charter Date	Times in Status Quo in Past 2 Years	Current Member Count **	YTD Members Added	YTD Members Dropped	YTD Net Growth% ***	Member Count 1 Year Ago	Dropped Members Avg.Length of Service	Months Since Membership Update	Current Officers Reported ****	Current President Repeated Term	VP Reported *****	Last Date Reported Service (mm/yyyy)	Account Balance	YTD Donations
Clubs more than two years old																
34085	ADRIAN BREAKFAST	06/27/1977	Active	10	0	0	0.00%	11		7	Y	9	R	12/2025		\$120.00
4418	ADRIAN EVENING	03/28/1950	Active(1)	7	0	0	0.00%	9		9	Y		N	07/2023		\$20.00
4421	ANN ARBOR EVENING	04/11/1961	Active	5	1	0	25.00%	5		6	Y	16		04/2025		\$20.00
4420	ANN ARBOR HOST	04/29/1929	Active	31	3	10	-18.42%	38	14	0	Y	3	N	01/2026		\$130.00
4543	BATTLE CREEK CEREAL CITY	06/04/1958	Active	38	4	3	2.70%	38	18	0	Y		N	01/2026		\$1,230.00
Exc Award (06/30/2022, 06/30/2024)																
4542	BATTLE CREEK HOST	04/28/1924	Active	11	0	0	0.00%	10		8	Y		IP	01/2026		\$70.00
4545	BEDFORD AREA L C	04/06/1967	Active	23	0	0	0.00%	20		9	Y		N	01/2026		\$20.00
45569	BLISSFIELD & AREA	12/16/1985	Active	16	2	2	0.00%	16	32	1	Y	8		08/2025		\$20.00
134040	Branch Area	03/15/2018	Active	9	0	0	0.00%	9		6	Y	5	R	07/2022		\$20.00
4550	CLARKLAKE	02/08/1965	Active	39	6	16	-20.41%	46	11	3	Y		IP	08/2023	90+ Days	\$20.00
151051	Clear Lake Virtual	06/02/2022	Active	12	1	0	9.09%	9		2	Y		IP	08/2025		\$20.00
107945	CLINTON	04/01/2010	Active	20	0	0	0.00%	21		7	Y	3	R	08/2023		\$20.00
4551	CONCORD	11/22/1941	Active	10	0	0	0.00%	10		17	N	None		04/2024		\$20.00
36796	DEXTER	03/29/1979	Active	58	4	2	3.57%	59	25	0	Y		R	11/2025		\$4,600.00
4558	GRASS LAKE	02/10/1953	Active	38	5	4	2.70%	38	1	0	Y	4	N	11/2025		\$20.00
Exc Award (06/30/2024)																
4559	HANOVER HORTON AREA	10/12/1964	Active	11	0	0	0.00%	11		3	Y			01/2026		\$20.00
4562	HILLSDALE	11/15/1949	Active	7	0	3	-30.00%	10	18	1	Y	2		11/2025		\$20.00
4564	HOMER	07/14/1942	Active	21	0	0	0.00%	21		8	Y	2		11/2025		\$20.00
39854	HURON VALLEY SUNRISE	05/14/1981	Active	4	0	0	0.00%	6		7	Y			02/2024		\$20.00
4567	JACKSON CASCADES	11/01/1966	Active	20	0	2	-9.09%	21	2	1	Y		N	12/2025		\$600.00
141538	Jackson County Professional Virtual	06/15/2020	Active	6	0	1	-14.29%	7	5	1	Y		N	01/2026		\$10.00
33303	JACKSON EYE OPENERS	02/09/1977	Active	29	1	1	0.00%	28	40	2	Y		N	12/2025		\$100.00
Exc Award (06/30/2024)																
4566	JACKSON HOST	05/07/1921	Active	36	0	0	0.00%	35		4	Y	2	R	12/2025		\$2,620.00
Exc Award (06/30/2023)																



Club Health Assessment for District 11 B1 through January 2026

						Status				Membership					Reports				Finance		LCIF
Club Number	Club Name	Charter Date	Times in Status Quo in Past 2 Years	Current Member Count **	YTD Members Added	YTD Members Dropped	YTD Net Growth% ***	Member Count 1 Year Ago	Dropped Members Avg.Length of Service	Months Since Membership Update	Current Officers Reported ****	Current President Repeated Term	VP Reported *****	Last Date Reported Service (mm/yyyy)	Account Balance	YTD Donations					
138768	Jackson Lions Diabetes Service	06/28/2019	Active	12	0	0	0.00%	10		2	Y	2		10/2024		\$140.00					
4568	JONESVILLE	04/03/1935	Active	13	0	0	0.00%	12		7	Y		R	10/2023		\$20.00					
100514	MANCHESTER	11/09/2007	Active	16	4	0	33.33%	12		0	Y	3	R	01/2026		\$1,100.00					
4574	MARSHALL	08/20/1953	Active	6	0	0	0.00%	6		10	N	None		10/2023		\$20.00					
4576	MICHIGAN CENTER	03/19/1957	Active	50	0	0	0.00%	50		0	N	None		01/2026		\$20.00					
141296	Michigan Center Lioness	06/03/2020	Active	42	1	3	-4.55%	35	5	0	Y		N	10/2025		\$20.00					
4580	NAPOLEON	10/27/1953	Active	31	3	0	10.71%	28		4	Y	2	R	10/2025		\$20.00					
29088	NORTH ADAMS	04/03/1974	Active	15	0	1	-6.25%	16	25	1	Y	9	R	01/2026		\$30.00					
4582	NORTH JACKSON	04/03/1956	Active	17	0	0	0.00%	18		3	Y		R	04/2024							
4584	PARMA SPRING ARBOR	08/28/1953	Cancelled(8*)	0	0	7	-100.00%	7	27	6	N	None		10/2023	90+ Days						
29357	PENNFIELD	05/22/1974	Active	36	3	3	0.00%	37	9	1	Y		N	01/2026		\$20.00					
29089	PITTSFORD AREA	04/24/1974	Active	21	0	0	0.00%	21		12	N		N	10/2023		\$20.00					
140691	Quest South East Jackson	02/03/2020	Active	21	0	0	0.00%	24		6	Y		IP	07/2025		\$20.00					
30713	SALINE	05/16/1975	Active	21	0	0	0.00%	21		15	N	None		10/2023		\$20.00					
4591	TEKONSHA	01/18/1944	Active	19	0	4	-17.39%	25	7	0	Y	5	R	10/2023		\$20.00					
130041	University of Michigan	02/07/2017	Active	5	2	0	66.67%	3		3	Y		IP	11/2025		\$20.00					
4592	VANDERCOOK LAKE	10/08/1956	Active	51	3	2	2.00%	52	9	0	Y	2	R	01/2026		\$30.00					
Current Total Clubs Count	YTD New Clubs Count	YTD Cancelled Clubs Count	YTD Net Club Gain	Current Total Members Count	YTD Add	YTD Drop	YTD Net Growth %	Member Count 12 Months Ago	Average Member Count Per Club	% of Clubs with less than 20 members	% No Officer Report in 12 Months	% of Clubs with balance 90+ days	Number of Clubs in Status Quo	% Status Quo Clubs in Financial Suspension	Number of Cancelled Clubs	Average Cancelled Club Age	Members Lost Due to Cancellation	% of Clubs Cancelled for Non-Financial Reasons			
39	0	1	-1	837	43	64	-21	-2.45%	855	21	51%	8%	3%	0	0%	1	72	7	0%		

* - P - Priority Club. Cancellation Reasons: 1-Objectives/conduct, 2-Non-active club, 5-Non-existing club, 6-Disbanding, 7-Merger, 8-Financial Suspension, 9-District/Multiple District Dues.

** Red denotes below 15 active members.


*** Red denotes 20% + loss.

**** Y - all 3 (President, Secretary, Treasurer) club officers reported, N - not all 3 reported.

***** Abbreviation: N-New, IP-Immediate Past, R-Repeat.



Club Health Assessment for District 11 B2 through January 2026

			Status	Membership						Reports				Finance	LCIF	
Club Number	Club Name	Charter Date	Times in Status Quo in Past 2 Years	Current Member Count **	YTD Members Added	YTD Members Dropped	YTD Net Growth% ***	Member Count 1 Year Ago	Dropped Members Avg.Length of Service	Months Since Membership Update	Current Officers Reported ****	Current President Repeated Term	VP Reported *****	Last Date Reported Service (mm/yyyy)	Account Balance	YTD Donations
Clubs more than two years old																
4599	BANGOR	04/30/1968	Active	17	0	0	0.00%	18		6	Y	2	N	11/2025		\$650.00
43992	BARODA	06/19/1984	Active	17	1	0	6.25%	16		4	Y			11/2025		\$100.00
4600	BENTON HARBOR FAIRPLAIN Exc Award (06/30/2024)	10/31/1934	Active	25	2	1	4.17%	25	1	0	Y			11/2025		\$135.00
55792	BLOOMINGDALE-GOBLES KAL HAVEN TRAIL	06/06/1994	Active	12	0	1	-7.69%	15	6	5	Y		N	01/2026		\$150.00
4605	BUCHANAN GALIEN	12/13/1933	Active	29	1	0	3.57%	28		4	Y		N	01/2026		\$150.00
4607	CENTREVILLE	07/20/1945	Active	29	0	4	-12.12%	32	11	0	Y			11/2025		\$125.00
4609	COLOMA Exc Award (06/30/2019)	12/29/1952	Active	30	0	1	-3.23%	32	40	1	Y	3		11/2025		\$200.00
4610	COLON	11/24/1937	Cancelled(8*)	0	0	30	-100.00%	30	14	2	N	None		11/2024	90+ Days	
46000	COVERT COVERT TOWNSHIP	04/28/1986	Active(1)	19	0	0	0.00%	19		10	N	None		11/2024		
4613	DOWAGIAC	07/02/1952	Active	10	1	2	-9.09%	11	8	3	N	17	R	11/2024		
4615	EDWARDSBURG	08/21/1946	Active(1)	26	0	0	0.00%	24		0	Y		N	11/2024		\$150.00
4621	HARTFORD	09/06/1946	Cancelled(8*)	0	0	12	-100.00%	12	16	19	N	None		11/2024	90+ Days	\$10.00
65387	KALAMAZOO WESTSIDE	05/15/2002	Cancelled(6*)	0	0	19	-100.00%	20	18	1	N	None		11/2025		
4626	LAKESHORE Exc Award (06/30/2025)	12/14/1961	Active	32	0	2	-5.88%	34	1	1	Y	3	N	12/2025		\$250.00
4627	LAWRENCE	04/12/1948	Active	12	0	0	0.00%	12		3	Y	3	R	11/2025		\$25.00
4628	LAWTON	08/25/1953	Active	44	2	2	0.00%	45	16	0	Y		N	11/2025		
4629	MARCELLUS	02/02/1970	Active	15	5	0	50.00%	11		3	Y		IP	12/2025	90+ Days	\$50.00
4631	MATTAWAN Exc Award (06/30/2018, 06/30/2021, 06/30/2022)	10/30/1958	Active	33	2	1	3.13%	34	7	2	Y		N	01/2026		\$400.00
4632	NEW BUFFALO	03/06/1942	Active	14	0	0	0.00%	18		2	N	None		11/2025		\$100.00
4633	NILES	08/19/1926	Active	8	1	0	14.29%	5		2	Y	3		01/2026		\$100.00
4636	PAW PAW Exc Award (06/30/2018, 06/30/2024)	12/05/1968	Active	76	6	10	-5.00%	80	10	0	Y		N	01/2026		\$1,490.00
4638	PORTAGE	01/23/1961	Active	12	0	3	-20.00%	14	2	1	Y	2	R	01/2026		\$1,125.00



Club Health Assessment for District 11 B2 through January 2026

Status						Membership					Reports				Finance		LCIF		
						Times in Status Quo in Past 2 Years	Current Member Count **	YTD Members Added	YTD Members Dropped	YTD Net Growth% ***	Member Count 1 Year Ago	Dropped Members Avg.Length of Service	Months Since Membership Update	Current Officers Reported ****	Current President Repeated Term	VP Reported *****	Last Date Reported Service (mm/yyyy)	Account Balance	YTD Donations
Club Number	Club Name	Charter Date																	
Exc Award (06/30/2018, 06/30/2019, 06/30/2021, 06/30/2022, 06/30/2023)			Active	14	0	0	0.00%	16	7	N			07/2025						
4640	RICHLAND GULL LAKE AREA	03/03/1954																	
Exc Award (06/30/2018)																			
44711	SCHOOLCRAFT	03/25/1985																	
4645	SISTER LAKES	03/30/1966																	
58272	SOUTH HAVEN BLACK RIVER	05/16/1996	Active	13	1	0	8.33%	17	4	Y		N	01/2026		\$150.00				
Exc Award (06/30/2019, 06/30/2023)			Active	78	5	5	0.00%	78	5	0	Y		N	01/2026		\$500.00			
4641	ST JOSEPH	06/15/1928																	
Exc Award (06/30/2023)																			
78951	STURGIS	04/26/2004																	
4650	THREE RIVERS	12/06/1948																	
Exc Award (06/30/2018, 06/30/2024)			Active	34	0	2	-5.56%	36	17	4	Y		R	12/2025		\$1,250.00			
4653	VICKSBURG	04/17/1953																	
4654	WATERVLIET	08/05/1953																	
			Active	15	1	2	-6.25%	17	7	2	Y	5	R	11/2025		\$250.00			
Current Total Clubs Count	YTD New Clubs Count	YTD Cancelled Clubs Count	YTD Net Club Gain	Current Total Members Count	YTD Add	YTD Drop	YTD Net Growth %	Member Count 12 Months Ago	Average Member Count Per Club	% of Clubs with less than 20 members	% No Officer Report in 12 Months	% of Clubs with balance 90+ days	Number of Clubs in Status Quo	% Status Quo Clubs in Financial Suspension	Number of Cancelled Clubs	Average Cancelled Club Age	Members Lost Due to Cancellation	% of Clubs Cancelled for Non-Financial Reasons	
28	0	3	-3	711	38	103	-65	-8.38%	796	25	50%	7%	14%	0	0%	3	64	61	33%

* - P - Priority Club. Cancellation Reasons: 1-Objectives/conduct, 2-Non-active club, 5-Non-existing club, 6-Disbanding, 7-Merger, 8-Financial Suspension, 9-District/Multiple District Dues.

** Red denotes below 15 active members.

*** Red denotes 20% + loss.

**** Y - all 3 (President, Secretary, Treasurer) club officers reported, N - not all 3 reported.

***** Abbreviation: N-New, IP-Immediate Past, R-Repeat.




Club Health Assessment for District 11 C1 through January 2026

INTERNATIONAL

			Status	Membership						Reports				Finance		LCIF
Club Number	Club Name	Charter Date	Times in Status Quo in Past 2 Years	Current Member Count **	YTD Members Added	YTD Members Dropped	YTD Net Growth% ***	Member Count 1 Year Ago	Dropped Members Avg.Length of Service	Months Since Membership Update	Current Officers Reported ****	Current President Repeated Term	VP Reported *****	Last Date Reported Service (mm/yyyy)	Account Balance	YTD Donations
Clubs more than two years old																
4598	ALLEGAN	11/21/1945	Active	25	2	1	4.17%	19	33	3	Y	3	N	10/2025		
	Exc Award (06/30/2025)															
4657	ALLENDALE	10/24/1963	Active	10	3	2	11.11%	10	11	2	Y		R	12/2025		\$100.00
31329	ALTO	11/13/1975	Active	22	2	1	4.76%	22	6	1	Y		N	01/2026		\$500.00
4665	CEDAR SPRINGS	03/16/1959	Active	3	0	0	0.00%	3		26	N	None		10/2025		
4668	COOPERSVILLE	02/21/1955	Active	1	0	0	0.00%	1		17	Y	6		07/2025		
31327	DORR TOWNSHIP	11/21/1975	Active	18	0	0	0.00%	18		2	Y			11/2025		
4675	FRUITPORT	10/05/1948	Active	71	1	4	-4.05%	79	4	1	Y		N	11/2025		\$2,050.00
4677	GRAND RAPIDS	11/14/1919	Active	73	0	4	-5.19%	76	10	1	Y	2	R	01/2026		\$4,620.00
4620	HAMILTON	04/21/1960	Active	11	0	2	-15.38%	13	19	2	Y	2	N	09/2025		
4561	HASTINGS	01/31/1950	Active	8	0	0	0.00%	8		21	Y	12		10/2025		
4622	HOPKINS	02/08/1949	Active	16	0	0	0.00%	16		17	Y	13		10/2025		
4597	LAKEWOOD AREA	09/30/1947	Active	46	2	2	0.00%	48	12	0	Y	2		11/2025		\$200.00
41310	LYONS MUIR LC	05/24/1982	Active	16	0	3	-15.79%	17	8	1	Y	2	R	01/2026		\$1,000.00
	Exc Award (06/30/2018)															
4695	MARNE	06/03/1963	Active	23	0	1	-4.17%	24	41	5	Y		N	01/2026		\$450.00
4630	MARTIN	10/26/1953	Active	7	0	1	-12.50%	8	4	4	Y	4	R	11/2025		\$350.00
4577	MIDDLEVILLE	03/21/1955	Active	13	0	0	0.00%	13		7	Y	2		10/2025		
4699	MUSKEGON HOST	12/09/1919	Active	12	0	0	0.00%	12		17	Y	15		09/2025		
36554	MUSKEGON NORTH SIDE	02/26/1979	Active	83	3	2	1.22%	84	4	0	Y		N	12/2025		\$3,050.00
	Exc Award (06/30/2022)															
4581	NASHVILLE	09/29/1942	Active	8	0	1	-11.11%	11	11	4	Y	5		09/2025		
4702	RAVENNA	06/29/1954	Active	58	4	2	3.57%	58	2	1	Y		N	11/2025		\$300.00
4704	ROCKFORD	03/12/1954	Active	81	2	12	-10.99%	85	11	0	Y		N	12/2025		\$2,000.00
	Exc Award (06/30/2022)															
29834	SARANAC	10/14/1974	Active	21	0	0	0.00%	23		7	N	None		09/2025		
4711	SPARTA	04/07/1954	Active	32	3	0	10.34%	26		3	Y	2		01/2026		
4714	THORNAPPLE VALLEY	02/02/1954	Active	15	0	0	0.00%	15		8	Y	7		09/2025		



Club Health Assessment for District 11 C1 through January 2026



						Status				Membership				Reports				Finance		LCIF
						Times in Status Quo in Past 2 Years	Current Member Count **	YTD Members Added	YTD Members Dropped	YTD Net Growth***	Member Count 1 Year Ago	Dropped Members Avg.Length of Service	Months Since Membership Update	Current Officers Reported ****	Current President Repeated Term	VP Reported *****	Last Date Reported Service (mm/yyyy)	Account Balance	YTD Donations	
4718	WYOMING		03/15/1962			Active	22	3	0	15.79%	21		0	Y	3	R	01/2026		\$250.00	

Current Total Clubs Count	YTD New Clubs Count	YTD Cancelled Clubs Count	YTD Net Club Gain	Current Total Members Count	YTD Add	YTD Drop	YTD Net Growth	YTD Net Growth %	Member Count 12 Months Ago	Average Member Count Per Club	% of Clubs with less than 20 members	% No Officer Report in 12 Months	% of Clubs with balance 90+ days	Number of Clubs in Status Quo	% Status Quo Clubs in Financial Suspension	Number of Cancelled Clubs	Average Cancelled Club Age	Members Lost Due to Cancellation	% of Clubs Cancelled for Non-Financial Reasons
25	0	0	0	695	25	38	-13	-1.84%	710	28	52%	8%	0%	0	0%	0	0	0	0%

* - P - Priority Club. Cancellation Reasons: 1-Objectives/conduct, 2-Non-active club, 5-Non-existing club, 6-Disbanding, 7-Merger, 8-Financial Suspension, 9-District/Multiple District Dues.

** Red denotes below 15 active members.

*** Red denotes 20% + loss.

**** Y - all 3 (President, Secretary, Treasurer) club officers reported, N - not all 3 reported.

***** Abbreviation: N-New, IP-Immediate Past, R-Repeat.



Club Health Assessment for District 11 C2 through January 2026

			Status	Membership						Reports				Finance	LCIF	
Club Number	Club Name	Charter Date	Times in Status Quo in Past 2 Years	Current Member Count **	YTD Members Added	YTD Members Dropped	YTD Net Growth% ***	Member Count 1 Year Ago	Dropped Members Avg.Length of Service	Months Since Membership Update	Current Officers Reported ****	Current President Repeated Term	VP Reported *****	Last Date Reported Service (mm/yyyy)	Account Balance	YTD Donations
Clubs more than two years old																
4659	ASHLEY	12/07/1953	Active	20	0	1	-4.76%	21	24	6	Y		N	01/2026		
	Exc Award (06/30/2017, 06/30/2018, 06/30/2019, 06/30/2022, 06/30/2023)															
145516	Bancroft Lioness	04/22/2021	Active	26	0	8	-23.53%	29	3	0	Y		N	12/2025		\$495.00
	Exc Award (06/30/2023, 06/30/2024, 06/30/2025)															
4660	BATH TOWNSHIP L C	03/11/1971	Active	14	0	0	0.00%	14		8	Y	4	N	01/2026		\$1,200.00
	Exc Award (06/30/2024)															
4546	BELLEVUE	06/18/1940	Active	7	0	0	0.00%	8		7	Y	7	R	07/2025		
4547	BRETTON WOODS	02/23/1954	Active	24	0	2	-7.69%	26	25	1	Y		N	01/2026		\$20.00
	Exc Award (06/30/2023, 06/30/2024)															
4424	BRIGHTON	04/22/1959	Active(1)	18	5	0	38.46%	21		3	Y	8	R	10/2025		
	Exc Award (06/30/2018)															
4549	CHARLOTTE	11/05/1941	Active	15	0	2	-11.76%	17	37	4	N			08/2025		\$300.00
	Exc Award (06/30/2023)															
40597	DE WITT BREAKFAST	12/14/1981	Active	46	2	2	0.00%	46	17	0	Y	2	R	08/2025		
	Exc Award (06/30/2020, 06/30/2022)															
145512	Delta DeWitt Ledges	04/01/2021	Active	7	0	0	0.00%	7		9	Y		N	12/2025		
4554	DIMONDALE	12/13/1962	Active	8	0	0	0.00%	8		6	Y	9		04/2025		
4742	DURAND	07/01/1969	Active	38	5	1	11.76%	33	3	0	Y	10	R	01/2026		\$120.00
	Exc Award (06/30/2018, 06/30/2019, 06/30/2022, 06/30/2023, 06/30/2024)															
4556	EATON RAPIDS	05/09/1944	Active	15	6	0	66.67%	9		2	Y	4		01/2026		
4673	ELSIE	10/03/1940	Active	33	2	0	6.45%	31		4	Y		N	10/2025	90+ Days	
4557	GRAND LEDGE	04/11/1944	Active	53	0	3	-5.36%	59	17	1	Y	2	R	01/2026		\$3,060.00
	Exc Award (06/30/2021, 06/30/2022, 06/30/2024)															
105395	HARTLAND	05/04/2009	Active	15	1	3	-11.76%	18	3	3	Y	5	R	01/2026		\$200.00
	Exc Award (06/30/2017, 06/30/2018, 06/30/2019, 06/30/2020, 06/30/2024)															
4563	HOLT	01/30/1968	Active	38	1	1	0.00%	39	2	0	Y		N	01/2026		
	Exc Award (06/30/2019, 06/30/2022)															



Club Health Assessment for District 11 C2 through January 2026

			Membership							Reports				Finance		LCIF			
Club Number	Club Name	Charter Date	Times in Status Quo in Past 2 Years	Current Member Count **	YTD Members Added	YTD Members Dropped	YTD Net Growth% ***	Member Count 1 Year Ago	Dropped Members Avg.Length of Service	Months Since Membership Update	Current Officers Reported ****	Current President Repeated Term	VP Reported *****	Last Date Reported Service (mm/yyyy)	Account Balance	YTD Donations			
4687	ITHACA	02/20/1951	Cancelled(6*)	0	0	1	-100.00%	4	46	5	N	None		11/2024					
4762	LAINGSBURG LIONS CLUB	04/30/1948	Active	29	3	7	-12.12%	38	4	0	Y			12/2025					
Exc Award (06/30/2018, 06/30/2019)																			
145596	Lansing Capital Lioness	03/24/2021	Active	11	0	0	0.00%	12		7	N			07/2025		\$50.00			
4694	MAPLE VALLEY L C	10/13/1969	Active	13	0	0	0.00%	10		9	Y	9		11/2025					
4575	MASON	06/13/1944	Active	26	2	1	4.00%	25	1	0	Y		N	09/2025		\$1,438.00			
Exc Award (06/30/2018)																			
125925	MSU Campus	10/07/2015	Active	5	2	8	-54.55%	9	2	3	Y			10/2024					
4583	OLIVET	05/29/1944	Active	27	0	1	-3.57%	27	12	6	N			10/2025		\$100.00			
4701	OVID	06/23/1954	Active	26	0	3	-10.34%	29	18	0	Y	2	R	08/2025					
137016	Owosso	03/20/2019	Active	19	2	2	0.00%	18	7	0	Y	4	N	01/2026					
Exc Award (06/30/2023)																			
4705	ST JOHNS	10/13/1948	Active	34	6	1	17.24%	25	27	0	Y	5	R	01/2026		\$40.00			
4706	ST LOUIS ALMA	04/08/1940	Active	8	0	0	0.00%	7		7	Y	7		01/2026		\$100.00			
4588	STOCKBRIDGE	12/18/1951	Active	42	0	1	-2.33%	44	40	2	Y		N	04/2025					
4593	VERMONTVILLE	05/08/1942	Active	9	2	1	12.50%	8	7	0	Y	2	R	08/2025					
40999	WACOUSTA	03/15/1982	Active	10	0	0	0.00%	10		5	Y	3	R	01/2026					
4596	WEBBERVILLE	04/29/1954	Active(1)	15	0	0	0.00%	17		7	Y	3	N	10/2025					
Current Total Clubs Count	YTD New Clubs Count	YTD Cancelled Clubs Count	YTD Net Club Gain	Current Total Members Count	YTD Add	YTD Drop	YTD Net Growth %	Member Count 12 Months Ago	Average Member Count Per Club	% of Clubs with less than 20 members	% No Officer Report in 12 Months	% of Clubs with balance 90+ days	Number of Clubs in Status Quo	% Status Quo Clubs in Financial Suspension	Number of Cancelled Clubs	Average Cancelled Club Age	Members Lost Due to Cancellation	% of Clubs Cancelled for Non-Financial Reasons	
30	0	1	-1	651	39	49	-10	-1.51%	669	22	53%	0%	3%	0	0%	1	75	1	100%

* - P - Priority Club. Cancellation Reasons: 1-Objectives/conduct, 2-Non-active club, 5-Non-existing club, 6-Disbanding, 7-Merger, 8-Financial Suspension, 9-District/Multiple District Dues.

** Red denotes below 15 active members.

*** Red denotes 20% + loss.

**** Y - all 3 (President, Secretary, Treasurer) club officers reported, N - not all 3 reported.

***** Abbreviation: N-New, IP-Immediate Past, R-Repeat.



Club Health Assessment for District 11 D1 through January 2026

			Status	Membership						Reports				Finance		LCIF
Club Number	Club Name	Charter Date	Times in Status Quo in Past 2 Years	Current Member Count **	YTD Members Added	YTD Members Dropped	YTD Net Growth% ***	Member Count 1 Year Ago	Dropped Members Avg.Length of Service	Months Since Membership Update	Current Officers Reported ****	Current President Repeated Term	VP Reported *****	Last Date Reported Service (mm/yyyy)	Account Balance	YTD Donations
Clubs more than two years old																
108690	AUBURN WILLIAMS	06/17/2010	Active	34	1	0	3.03%	34		6	Y		N	11/2025		\$250.00
	Exc Award (06/30/2018, 06/30/2020)															
4723	BAY CITY	12/08/1921	Active	169	8	19	-6.11%	167	15	0	Y		N	01/2026		
	Exc Award (06/30/2018, 06/30/2020)															
4727	BUENA VISTA TOWNSHIP L C	12/13/1966	Active	15	0	3	-16.67%	18	14	0	Y	9	R	05/2022		\$100.00
4729	CARO	03/16/1943	Active	33	6	4	6.45%	25	16	0	Y	2	R	01/2026		\$50.00
	Exc Award (06/23/2025)															
4730	CARROLLTON	05/02/1967	Active	23	2	1	4.55%	21	1	0	Y	2	R	06/2020		
4732	CASS CITY	02/15/1954	Active	23	0	0	0.00%	25		7	Y			08/2025		
4733	CHESANING	10/16/1967	Active	13	0	1	-7.14%	15	13	0	Y		N	03/2025		\$1,000.00
4735	CLIO	01/10/1963	Active	10	0	0	0.00%	10		9	Y	5	R	05/2019		\$50.00
4740	DAVISON	10/18/1961	Active	3	0	0	0.00%	3		8	Y	4		04/2025		
4746	FAIRGROVE	10/23/1956	Active	10	0	0	0.00%	10		7	Y	10		05/2019		
4747	FENTON	04/22/1964	Active	19	2	2	0.00%	22	21	1	Y			11/2025		\$250.00
4788	FLINT EAST FLINT	06/02/1955	Active	12	0	0	0.00%	12		11	Y	11	R	12/2023		
4750	FLUSHING	01/20/1942	Active	34	2	0	6.25%	34		5	Y		N	09/2023		\$50.00
4751	FRANKENMUTH	10/31/1953	Active	71	4	3	1.43%	70	12	0	Y		N	01/2026		
	Exc Award (06/30/2023)															
4752	FREELAND	12/09/1948	Active	68	5	9	-5.56%	71	7	0	Y		N	01/2026		
32197	GAINES AREA L C	05/12/1976	Active	11	0	0	0.00%	19		7	Y			06/2025		
	Exc Award (06/30/2023)															
4753	GENESEE	01/27/1956	Active	12	0	0	0.00%	14		7	Y			12/2011		
4754	GOODRICH	12/06/1962	Active	14	2	1	7.69%	17	63	1	Y	2	N	08/2022		
126324	Grand Blanc	12/08/2015	Cancelled(6*)	0	0	5	-100.00%	14	13	4	N	None		06/2025		\$200.00
4758	HEMLOCK	03/09/1949	Active	18	0	2	-10.00%	21	30	0	Y	4	R	12/2025		\$50.00
45570	KINGSTON	12/16/1985	Active	16	0	0	0.00%	17		5	Y	3	N	01/2026		
4764	LENNON	12/05/1972	Active	25	0	0	0.00%	28		7	Y	8		06/2024		\$500.00
4766	LINDEN	03/16/1972	Active	11	0	0	0.00%	11		13	Y		R	01/2026		\$650.00



Club Health Assessment for District 11 D1 through January 2026

			Membership							Reports				Finance		LCIF			
Club Number	Club Name	Charter Date	Status	Current Member Count **	YTD Members Added	YTD Members Dropped	YTD Net Growth% ***	Member Count 1 Year Ago	Dropped Members Avg.Length of Service	Months Since Membership Update	Current Officers Reported ****	Current President Repeated Term	VP Reported *****	Last Date Reported Service (mm/yyyy)	Account Balance	YTD Donations			
			Times in Status Quo in Past 2 Years																
34740	MAYVILLE	12/01/1977	Active	23	1	1	0.00%	23	43	0	Y		N	12/2025		\$100.00			
38026	MERRILL	02/25/1980	Active	18	0	2	-10.00%	25	9	2	Y	2		11/2025					
4771	MILLINGTON	01/12/1965	Active	31	5	4	3.33%	31	8	0	Y		N	11/2025		\$150.00			
4773	MONTROSE	12/11/1946	Active	13	1	1	0.00%	16	18	1	Y	5		12/2025					
4777	OTISVILLE	06/07/1949	Active	23	0	0	0.00%	23		13	Y	4	N	06/2019		\$125.00			
58851	SAGINAW	11/15/1996	Active	16	0	2	-11.11%	18	12	0	Y	2	R	05/2019		\$50.00			
4797	SHIELDS	01/29/1964	Active	25	0	0	0.00%	23		4	Y			12/2025		\$1,000.00			
4793	ST CHARLES	09/30/1942	Active	14	0	0	0.00%	20		7	Y	7		01/2022					
4799	SWARTZ CREEK	12/17/1969	Active	5	0	1	-16.67%	9	53	1	Y	8		01/2022					
67166	VASSAR	01/31/2003	Active	12	4	1	33.33%	9	12	3	Y	5		04/2017		90+ Days			
4803	ZILWAUKEE	03/06/1956	Active	17	0	0	0.00%	17		8	Y	4		12/2025					
Current Total Clubs Count	YTD New Clubs Count	YTD Cancelled Clubs Count	YTD Net Club Gain	Current Total Members Count	YTD Add	YTD Drop	YTD Net Growth	YTD Net Growth %	Member Count 12 Months Ago	Average Member Count Per Club	% of Clubs with less than 20 members	% No Officer Report in 12 Months	% of Clubs with balance 90+ days	Number of Clubs in Status Quo	% Status Quo Clubs in Financial Suspension	Number of Cancelled Clubs	Average Cancelled Club Age	Members Lost Due to Cancellation	% of Clubs Cancelled for Non-Financial Reasons
33	0	1	-1	841	43	62	-19	-2.21%	892	25	61%	0%	3%	0	0%	1	10	5	100%

* - P - Priority Club. Cancellation Reasons: 1-Objectives/conduct, 2-Non-active club, 5-Non-existing club, 6-Disbanding, 7-Merger, 8-Financial Suspension, 9-District/Multiple District Dues.

** Red denotes below 15 active members.

*** Red denotes 20% + loss.

**** Y - all 3 (President, Secretary, Treasurer) club officers reported, N - not all 3 reported.

***** Abbreviation: N-New, IP-Immediate Past, R-Repeat.



Club Health Assessment for District 11 D2 through January 2026

			Status	Membership						Reports				Finance		LCIF
Club Number	Club Name	Charter Date	Times in Status Quo in Past 2 Years	Current Member Count **	YTD Members Added	YTD Members Dropped	YTD Net Growth% ***	Member Count 1 Year Ago	Dropped Members Avg.Length of Service	Months Since Membership Update	Current Officers Reported ****	Current President Repeated Term	VP Reported *****	Last Date Reported Service (mm/yyyy)	Account Balance	YTD Donations
Clubs more than two years old																
4473	ALGONAC	04/26/1940	Active	61	2	17	-19.74%	79	3	1	Y		N	11/2025		
4720	ALMONT	03/08/1944	Active	39	4	5	-2.50%	39	3	1	Y		N	09/2025		\$1,000.00
4490	ANCHOR BAY	02/04/1958	Active(2)	14	0	0	0.00%	14		2	Y	10		12/2025		
51591	APPLEGATE	04/26/1991	Active	15	0	0	0.00%	15		16	Y	5		11/2025		
4721	BAD AXE	01/11/1937	Active	35	0	1	-2.78%	31	51	4	Y		N	09/2025		
4478	BERVILLE	06/17/1948	Active	111	6	3	2.78%	111	2	0	Y		N	09/2025	90+ Days	
4482	CAPAC	01/28/1948	Active	15	0	0	0.00%	7		7	Y	9		09/2025		
4731	CARSONVILLE	06/13/1945	Active(2)	22	0	1	-4.35%	23	5	3	Y		N	09/2025		
4739	CROSWELL	12/06/1946	Active	12	1	2	-7.69%	14	2	2	Y			01/2026		
127843	Deckerville	06/23/2016	Active	13	0	2	-13.33%	15	4	2	Y	2	N	10/2025		\$1,800.00
4743	ELBA TOWNSHIP L C	03/13/1969	Active	4	0	0	0.00%	4		18	Y	5		09/2025		
4744	ELKTON	02/10/1960	Active	48	5	5	0.00%	53	3	0	Y		N	01/2026		\$200.00
4489	EMMETT	02/09/1949	Active	51	0	0	0.00%	51		7	Y			09/2025		
4493	FORT GRATIOT TOWNSHIP	08/05/1948	Cancelled(6*)	0	0	0	0.00%	1		7	N	None		09/2025		
126382	Frieburg Saint Ignatius	12/29/2015	Active	20	0	0	0.00%	20		14	Y	11		09/2025		
4756	HADLEY	02/25/1969	Active	26	6	0	30.00%	21		1	Y		R	12/2025		
4757	HARBOR BEACH	11/11/1938	Active(1)	4	0	0	0.00%	28		7	N	None		09/2025		
4496	HARSENS ISLAND	01/13/1948	Active	28	1	0	3.70%	27		5	Y	10	R	12/2025	90+ Days	
145510	Harsens Island Lioness's	03/03/2021	Active	28	0	0	0.00%	30		7	Y	6	R	12/2025		
4759	IMLAY CITY	04/05/1949	Active	13	0	0	0.00%	13		17	Y	4		09/2025		
4500	JEDDO	02/03/1965	Active	18	1	1	0.00%	16	1	0	Y		N	01/2026		
4763	LAPEER	02/26/1954	Active	10	0	0	0.00%	10		2	Y		IP	09/2025		
4765	LEXINGTON	09/06/1939	Active	17	0	2	-10.53%	15	19	1	Y	8	N	09/2025		
4506	MARINE CITY	11/17/1938	Active	7	0	0	0.00%	12		2	Y	4	R	12/2025		
4768	MARLETTE	05/16/1952	Active	23	2	3	-4.17%	24	6	1	Y		N	01/2026		\$200.00
Exc Award (06/30/2023, 06/30/2024)																
4507	MARYSVILLE	02/17/1941	Active	27	4	2	8.00%	24	25	2	Y		N	01/2026		




Club Health Assessment for District 11 D2 through January 2026

					Membership						Reports				Finance		LCIF	
Club Number	Club Name	Charter Date	Status		Current Member Count **	YTD Members Added	YTD Members Dropped	YTD Net Growth***	Member Count 1 Year Ago	Dropped Members Avg.Length of Service	Months Since Membership Update	Current Officers Reported ****	Current President Repeated Term	VP Reported *****	Last Date Reported Service (mm/yyyy)	Account Balance	YTD Donations	
			Times in Status Quo in Past 2 Years															
Exc Award (06/30/2023)																		
4508	MEMPHIS	05/19/1941	Active		25	2	0	8.70%	26		6	Y		N	09/2025	90+ Days	\$1,000.00	
4769	METAMORA	09/25/1948	Active		76	5	7	-2.56%	71	9	2	Y	2	R	09/2025			
137272	Metamora Lioness	01/29/2019	Active		11	0	2	-15.38%	11	5	6	Y		N	07/2025			
4772	MINDEN CITY	06/29/1944	Active		11	1	5	-26.67%	15	6	2	Y	2		09/2025		\$45.00	
4776	NORTH BRANCH	10/06/1970	Active		27	6	0	28.57%	21		0	Y		IP	09/2025			
4778	OTTER LAKE	09/08/1964	Active		6	0	0	0.00%	6		17	Y	7	N	10/2025			
4779	OWENDALE	03/11/1959	Cancelled(6*)		0	0	1	-100.00%	8	66	5	N	None		07/2025			
4515	PEARL BEACH	10/02/1947	Active		27	11	0	68.75%	19		0	Y			12/2025		\$1,710.00	
51094	PECK	12/04/1990	Active		13	1	0	8.33%	11		1	Y	2	N	12/2025			
4782	PIGEON	10/20/1948	Active		40	1	0	2.56%	39		0	Y		N	09/2025			
4784	PORT AUSTIN	01/02/1941	Active		69	4	3	1.47%	69	10	3	Y	2	R	09/2025	\$1,500.00		
4517	PORT HURON HOST	02/18/1920	Active		49	15	0	44.12%	47		5	Y		N	01/2026	\$11,020.00		
4785	PORT SANILAC	12/17/1946	Active		4	1	0	33.33%	7		5	Y			09/2025			
4524	RUBY	10/12/1948	Active		24	1	0	4.35%	25		0	Y		R	01/2026			
4525	SAINT CLAIR	03/15/1926	Active(1)		19	0	0	0.00%	19		1	Y	2		12/2025			
4794	SANDUSKY	06/28/1937	Active		21	0	0	0.00%	26		7	Y		R	09/2025			
4800	UBLY	04/30/1940	Active		23	0	0	0.00%	22		2	Y		N	12/2025	\$3,035.00		
Exc Award (06/30/2021)																		
4796	USA	02/12/1959	Active		37	18	1	85.00%	20	34	0	Y		N	01/2026		\$4,020.00	
4540	YALE	01/14/1948	Active		33	0	0	0.00%	31		9	Y	8	R	09/2025			
Current Total Clubs Count	YTD New Clubs Count	YTD Cancelled Clubs Count	YTD Net Club Gain	Current Total Members Count	YTD Add	YTD Drop	YTD Net Growth	Member Count 12 Months Ago	Average Member Count Per Club	% of Clubs with less than 20 members	% No Officer Report in 12 Months	% of Clubs with balance 90+ days	Number of Clubs in Status Quo	% Status Quo Clubs in Financial Suspension	Number of Cancelled Clubs	Average Cancelled Club Age	Members Lost Due to Cancellation	% of Clubs Cancelled for Non-Financial Reasons
43	0	2	-2	1,176	98	63	3.07%	1,190	27	42%	0%	7%	0	0%	2	72	1	100%



Club Health Assessment for District 11 D2 through January 2026

																	
Club Number	Club Name	Charter Date	Status	Membership					Reports				Finance	LCIF			
			Times in Status Quo in Past 2 Years	Current Member Count **	YTD Members Added	YTD Members Dropped	YTD Net Growth% ***	Member Count 1 Year Ago	Dropped Members Avg.Length of Service	Months Since Membership Update	Current Officers Reported ****	Current President Repeated Term	VP Reported *****	Last Date Reported Service (mm/yyyy)	Account Balance	YTD Donations	

* - P - Priority Club. Cancellation Reasons: 1-Objectives/conduct, 2-Non-active club, 5-Non-existing club, 6-Disbanding, 7-Merger, 8-Financial Suspension, 9-District/Multiple District Dues.

** Red denotes below 15 active members.

*** Red denotes 20% + loss.

**** Y - all 3 (President, Secretary, Treasurer) club officers reported, N - not all 3 reported.

***** Abbreviation: N-New, IP-Immediate Past, R-Repeat.



Club Health Assessment for District 11 E1 through January 2026

			Status	Membership						Reports				Finance	LCIF	
Club Number	Club Name	Charter Date	Times in Status Quo in Past 2 Years	Current Member Count **	YTD Members Added	YTD Members Dropped	YTD Net Growth% ***	Member Count 1 Year Ago	Dropped Members Avg.Length of Service	Months Since Membership Update	Current Officers Reported ****	Current President Repeated Term	VP Reported *****	Last Date Reported Service (mm/yyyy)	Account Balance	YTD Donations
Clubs more than two years old																
4806	ARCADIA	12/04/1970	Active	50	0	0	0.00%	52		7	Y		N	09/2025		
37417	BALDWIN	07/02/1979	Active	6	0	3	-33.33%	7	20	1	N	None	R	12/2025		
	Exc Award (06/30/2018)															
33996	BARRYTON	06/08/1977	Active	10	1	0	11.11%	9		6	Y	24		09/2022		
4661	BIG RAPIDS	02/22/1938	Active	22	0	0	0.00%	20		6	N		R	10/2025		\$1,000.00
	Exc Award (06/30/2018)															
4814	CADILLAC	11/23/1943	Active	16	0	2	-11.11%	18	36	4	Y		N	09/2025		\$900.00
4815	CEDAR MAPLE CITY	10/05/1964	Active	23	2	0	9.52%	21		1	Y		N	12/2025		\$250.00
4708	CENTRAL MONTCALM	04/10/1935	Active	25	1	1	0.00%	24	24	0	Y	8	N	01/2026		\$150.00
36798	CHIPPEWA LAKE MECOSTA	03/30/1979	Active	17	0	0	0.00%	18		8	Y		IP	08/2025		
	Exc Award (06/30/2023)															
4736	COLEMAN	09/06/1940	Active	22	1	3	-8.33%	25	17	1	Y		N	01/2026		\$450.00
	Exc Award (06/30/2018, 06/30/2022, 06/30/2023, 06/30/2024)															
4669	CRYSTAL	11/26/1951	Active	28	0	0	0.00%	24		8	Y	3	R	08/2025		
	Exc Award (06/30/2018)															
4672	EDMORE	07/27/1950	Active	17	0	1	-5.56%	19	19	1	Y	2	R	12/2025		
4825	EMPIRE	01/12/1953	Active	66	4	6	-2.94%	65	17	1	Y		N	12/2025		
	Exc Award (06/30/2024)															
4826	EVART	04/18/1947	Active	18	1	0	5.88%	16		1	Y	9		12/2025		
4674	FREMONT	05/03/1960	Active	25	0	0	0.00%	23		8	Y		N	10/2025		\$100.00
4681	GREENVILLE	05/11/1936	Active(1)	38	3	0	8.57%	37		2	Y	2	N	01/2026		\$1,000.00
4833	HARRISON	11/15/1967	Active(1)	28	12	6	27.27%	38	21	0	Y			11/2025		\$300.00
36686	HART	03/09/1979	Active	17	0	2	-10.53%	16	1	1	Y		N	12/2025		\$500.00
4684	HOWARD CITY	02/26/1970	Active	10	2	0	25.00%	9		6	Y	5	R	09/2024		
4839	KALEVA	10/01/1962	Active	16	0	0	0.00%	16		7	Y	5		10/2025		\$100.00
41778	LAKE ANN	08/30/1982	Active	24	3	9	-20.00%	32	10	0	Y		N	11/2025		\$100.00
4692	LAKEVIEW	06/08/1959	Active	16	3	0	23.08%	13		3	Y		N	10/2025		
36096	LUTHER	10/05/1978	Active	42	2	1	2.44%	52	0	3	Y	3	R	12/2025		\$200.00



Club Health Assessment for District 11 E1 through January 2026

			Status	Membership						Reports				Finance	LCIF	
Club Number	Club Name	Charter Date	Times in Status Quo in Past 2 Years	Current Member Count **	YTD Members Added	YTD Members Dropped	YTD Net Growth% ***	Member Count 1 Year Ago	Dropped Members Avg.Length of Service	Months Since Membership Update	Current Officers Reported ****	Current President Repeated Term	VP Reported *****	Last Date Reported Service (mm/yyyy)	Account Balance	YTD Donations
4846	MANISTEE	05/07/1957	Active	11	0	0	0.00%	11		6	Y		N	11/2025		\$700.00
4848	MESICK	04/21/1952	Active	16	1	0	6.67%	13		7	Y	3		12/2025		\$300.00
4770	MIDLAND	12/19/1933	Active	49	3	1	4.26%	51	65	2	Y	2	R	12/2025		\$1,700.00
Exc Award (06/30/2018)																
4698	MOUNT PLEASANT	05/04/1939	Active	40	1	2	-2.44%	41	42	1	Y		N	12/2025		
4850	NORTHPORT	11/05/1952	Active	61	22	1	52.50%	45	0	1	Y		N	08/2025		
4852	ONEKAMA	05/01/1967	Active	39	6	1	14.71%	37	38	1	Y		N	12/2025		\$500.00
4703	REMUS	10/05/1938	Active	6	0	0	0.00%	6		12	Y	18		12/2025		\$100.00
39132	SAND LAKE	12/22/1980	Active	4	0	0	0.00%	4		23	Y	9		11/2025		
4707	SHEPHERD	05/05/1972	Active	15	3	0	25.00%	13		2	Y	3	N	01/2026		
4713	STANWOOD	08/30/1966	Active	18	2	5	-14.29%	21	11	0	Y	3	N	01/2026		
Exc Award (06/30/2022)																
4861	TRAVERSE CITY	09/29/1943	Active	10	0	0	0.00%	10		19	Y	8	R	11/2024		
4715	WEIDMAN	01/17/1957	Active	24	1	2	-4.00%	25	2	2	Y		N	12/2025		\$1,000.00
Exc Award (06/30/2018)																
4716	WHITE CLOUD	10/21/1970	Active	40	0	7	-14.89%	46	20	0	Y		N	01/2026		\$100.00
Exc Award (06/30/2018, 06/30/2019, 06/30/2020, 06/30/2021, 06/30/2023, 06/30/2024)																

Clubs Cancelled Previous Fiscal Year – Clubs Cancelled within last 12 months may be reinstated

Club Number	Club Name	Charter Date	Current Status*	Cancellation Date
4664	CARSON CITY	07/10/1934	Cancelled(6*)	05/29/2025
4827	FRANKFORT	02/25/1953	Cancelled(6*)	06/29/2025
33206	VESTABURG	01/18/1977	Cancelled(6*)	09/29/2024

Current Total Clubs Count	YTD New Clubs Count	YTD Cancelled Clubs Count	YTD Net Club Gain	Current Total Members Count	YTD Add	YTD Drop	YTD Net Growth	YTD Net Growth %	Member Count 12 Months Ago	Average Member Count Per Club	% of Clubs with less than 20 members	% No Officer Report in 12 Months	% of Clubs with balance 90+ days	Number of Clubs in Status Quo	% Status Quo Clubs in Financial Suspension	Number of Cancelled Clubs	Average Cancelled Club Age	Members Lost Due to Cancellation	% of Clubs Cancelled for Non-Financial Reasons
35	0	0	0	869	74	53	21	2.48%	877	25	49%	0%	0%	0	0%	0	0	0	0%



Club Health Assessment for District 11 E1 through January 2026

INTERNATIONAL

			Status	Membership					Reports				Finance	LCIF		
Club Number	Club Name	Charter Date	Times in Status Quo in Past 2 Years	Current Member Count **	YTD Members Added	YTD Members Dropped	YTD Net Growth% ***	Member Count 1 Year Ago	Dropped Members Avg.Length of Service	Months Since Membership Update	Current Officers Reported ****	Current President Repeated Term	VP Reported *****	Last Date Reported Service (mm/yyyy)	Account Balance	YTD Donations

* - P - Priority Club. Cancellation Reasons: 1-Objectives/conduct, 2-Non-active club, 5-Non-existing club, 6-Disbanding, 7-Merger, 8-Financial Suspension, 9-District/Multiple District Dues.

** Red denotes below 15 active members.

*** Red denotes 20% + loss.

**** Y - all 3 (President, Secretary, Treasurer) club officers reported, N - not all 3 reported.

***** Abbreviation: N-New, IP-Immediate Past, R-Repeat.



Club Health Assessment for District 11 E2 through January 2026

			Status	Membership						Reports				Finance	LCIF	
Club Number	Club Name	Charter Date	Times in Status Quo in Past 2 Years	Current Member Count **	YTD Members Added	YTD Members Dropped	YTD Net Growth% ***	Member Count 1 Year Ago	Dropped Members Avg.Length of Service	Months Since Membership Update	Current Officers Reported ****	Current President Repeated Term	VP Reported *****	Last Date Reported Service (mm/yyyy)	Account Balance	YTD Donations
Clubs less than two years old																
192085	Alcona	01/27/2026	Newly Chartered	36	36	0	100.00%	0		0	Y					
Clubs more than two years old																
4805	ALPENA	11/22/1926	Active	39	1	7	-13.33%	49	11	2	N	2	N	01/2026		\$557.00
40102	ALPENA EVENING	06/29/1981	Active	5	0	0	0.00%	5		51	Y	5		05/2023		
4810	BEAVERTON	12/08/1943	Active	31	1	1	0.00%	32	40	1	Y	2	R	11/2025		
4813	BOYNE VALLEY L C	05/03/1967	Active	24	0	5	-17.24%	28	15	2	Y	3	N	10/2025		
Exc Award (06/30/2018)																
4816	CENTRAL LAKE	05/23/1950	Active	64	9	0	16.36%	60		0	Y		N	10/2025		\$1,360.00
Exc Award (06/30/2021)																
4817	CHARLEVOIX	10/18/1961	Active	66	5	1	6.45%	61	6	1	Y		IP	10/2025	90+ Days	\$500.00
4818	CHEBOYGAN	06/02/1958	Active	6	0	1	-14.29%	7	7	2	Y	3	R	09/2025		\$100.00
4820	EAST JORDAN	02/21/1968	Active	36	1	1	0.00%	38	19	1	Y			01/2026		\$780.00
Exc Award (06/30/2024)																
4823	ELK RAPIDS	06/04/1969	Active	8	0	0	0.00%	9		6	Y	3	N	08/2025		\$2,000.00
36866	GLENNIE	04/20/1979	Active	13	0	1	-7.14%	14	2	1	Y	13	N	01/2026		\$200.00
31846	GRAYLING INC	03/15/1976	Active	10	0	1	-9.09%	12	14	5	Y	3	R	12/2025		\$250.00
4831	HALE	08/20/1958	Active	6	0	0	0.00%	20		6	N	7	R	11/2025		
4834	HARRISVILLE	06/05/1940	Active	21	0	2	-8.70%	22	17	1	Y	12	R	12/2018		
39134	HILLMAN	12/05/1980	Active	18	3	0	20.00%	15		0	Y	7		10/2025		\$439.00
Exc Award (06/30/2021)																
4836	HUBBARD LAKE	11/22/1971	Active	13	0	0	0.00%	14		8	Y	2	N	08/2025		
4837	INDIAN RIVER	03/31/1953	Active	27	4	0	17.39%	26		2	Y	8	R	12/2025	90+ Days	
4841	LEWISTON	05/22/1952	Active	23	4	1	15.00%	19	1	1	Y	2	N	08/2025		\$100.00
75898	LEWISTON LIONESS	06/30/2003	Active	33	0	2	-5.71%	42	12	3	Y		N	10/2025		\$50.00
4842	LINCOLN	02/15/1945	Active	33	18	47	-46.77%	62	7	0	Y	2	R	07/2025		
4844	MACKINAW CITY	09/16/1947	Active	18	3	3	0.00%	18	25	5	Y	2	R	11/2025		\$10.00
4849	MIO	10/11/1946	Active	18	2	0	12.50%	14		0	Y	9		11/2025		\$500.00



Club Health Assessment for District 11 E2 through January 2026

The logo of the International Association of Chiefs of Police (IACP) is located in the top left corner. It features a circular emblem with a blue border containing the word "INTERNATIONAL" at the top and "CHIEFS OF POLICE" at the bottom. Inside the circle is a shield with a scale of justice and a sword.

Club Number	Club Name	Charter Date	Status	Membership						Reports				Finance	LCIF	
			Times in Status Quo in Past 2 Years	Current Member Count **	YTD Members Added	YTD Members Dropped	YTD Net Growth% ***	Member Count 1 Year Ago	Dropped Members Avg.Length of Service	Months Since Membership Update	Current Officers Reported ****	Current President Repeated Term	VP Reported *****	Last Date Reported Service (mm/yyyy)	Account Balance	YTD Donations
4853	OSCODA	10/03/1963	Active	60	1	2	-1.64%	57	16	0	Y			07/2025		\$15,180.00
4855	PETOSKEY	08/24/1943	Active	10	0	0	0.00%	10		21	Y	5		08/2025		
29836	ROSCOMMON HIGGINS LAKE	10/11/1974	Active	14	0	0	0.00%	14		7	Y		N	12/2025		\$500.00
4858	ROSE CITY	06/30/1954	Active	11	0	0	0.00%	14		7	Y	3		12/2025		

Clubs Cancelled Previous Fiscal Year – Clubs Cancelled within last 12 months may be reinstated

Club Number	Club Name	Charter Date	Current Status*	Cancellation Date
4835	HOUGHTON LAKE	03/14/1960	Cancelled(6*)	01/29/2025

Current Total Clubs Count	YTD New Clubs Count	YTD Cancelled Clubs Count	YTD Net Club Gain	Current Total Members Count	YTD Add	YTD Drop	YTD Net Growth	YTD Net Growth %	Member Count 12 Months Ago	Average Member Count Per Club	% of Clubs with less than 20 members	% No Officer Report in 12 Months	% of Clubs with balance 90+ days	Number of Clubs in Status Quo	% Status Quo Clubs in Financial Suspension	Number of Cancelled Clubs	Average Cancelled Club Age	Members Lost Due to Cancellation	% of Clubs Cancelled for Non-Financial Reasons
26	1	0	1	643	88	75	13	2.06%	662	25	50%	0%	8%	0	0%	0	0	0	0%

* - P - Priority Club. Cancellation Reasons: 1-Objectives/conduct, 2-Non-active club, 5-Non-existing club, 6-Disbanding, 7-Merger, 8-Financial Suspension, 9-District/Multiple District Dues.

** Red denotes below 15 active members.

*** Red denotes 20% + loss.

**** Y - all 3 (President, Secretary, Treasurer) club officers reported, N - not all 3 reported.

***** Abbreviation: N-New, IP-Immediate Past, R-Repeat.